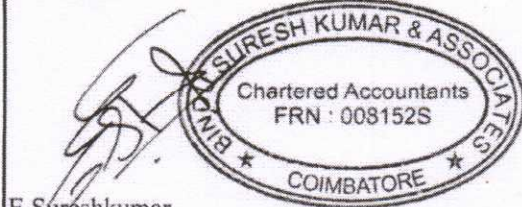


**NEHRU INSTITUTE OF ENGINEERING AND TECHNOLOGY, COIMBATORE**  
**BALANCE SHEET**

Particulars	Schedule	As at	
		31.03.2022	31.03.2021
<b>1 SOURCE OF FUNDS</b>			
[1] <b>CAPITAL</b>			
(a) Capital	1	45,05,88,726	45,70,91,619
[2] <b>CURRENT LIABILITIES</b>			
(a) Sundry Creditors	2	30,17,011	13,63,651
(b) Other Liabilities	3	86,05,208	80,95,224
		1,16,22,219	94,58,875
<b>Total</b>		<b>46,22,10,944</b>	<b>46,65,50,494</b>
<b>2 APPLICATION OF FUNDS</b>			
[1] <b>FIXED ASSETS</b>	4	16,28,64,873	18,10,74,173
[2] <b>TRUST ACCOUNT</b>		23,65,16,180	20,67,29,473
[3] <b>CURRENT ASSETS</b>			
(a) Sundry Debtors	5	4,66,57,386	4,29,13,062
(b) Cash & Bank Balances	6	1,02,58,033	3,34,06,507
(c) Deposits, Loans and Advances	7	59,14,472	24,27,280
		6,28,29,891	7,87,46,848
<b>Total</b>		<b>46,22,10,944</b>	<b>46,65,50,494</b>

As per our report of even date annexed  
For Bindu Suresh Kumar & Associates  
Chartered Accountants

For and on behalf of the Trust



E. Sureshkumar  
Partner M.No: 055395

Managing Trustee

**Dr. P. MANIARASAN**  
Principal

Nehru Institute of Engg. & Technology  
T.M.Palayam, Coimbatore - 641 101

Place : Coimbatore  
Date: 18.08.2022

Trustee

**NEHRU INSTITUTE OF ENGINEERING AND TECHNOLOGY, COIMBATORE**  
**INCOME & EXPENDITURE ACCOUNT**

Particulars	Schedule	Year Ended	
		31.03.2022	31.03.2021
<b>INCOME</b>			
(a) Fees Received		10,19,02,057	9,05,49,943
(b) Hostel Fees		1,90,46,400	26,37,300
(c) Bus Fees		10,49,050	1,75,025
(d) Interest Received		4,88,939	6,93,791
(e) Miscellaneous Income		37,425	67,241
<b>A Total Income (a to e)</b>		<b>12,25,23,870</b>	<b>9,41,23,300</b>
<b>EXPENSES</b>			
(a) Employees Benefits	8	5,84,88,042	3,78,14,991
(b) Students Welfare	9	2,52,80,519	60,60,548
(c) Advertisement		20,235	1,48,700
(d) Repairs & Maintenance	11	44,79,550	34,22,493
(e) Printing and Stationery		3,27,864	3,93,674
(f) Power and Fuel	10	15,37,849	13,34,073
(g) Approval and Affiliation Fees		15,04,534	8,40,000
(h) Communication Expenses	12	7,97,190	6,87,522
(i) Subscription and Periodicals		1,39,981	1,57,966
(j) General Expenses	13	1,72,33,567	96,15,654
(k) Interest and Bank Charges	14	9,808	15,669
(l) Depreciation		1,92,07,626	2,15,51,911
<b>B Total Expenditure (a to l)</b>		<b>12,90,26,764</b>	<b>8,20,43,201</b>
<b>EXCESS OF (EXPENDITURE OVER INCOME )/INCOME OVER EXPENDITURE (A-B)</b>		<b>(65,02,894)</b>	<b>1,20,80,099</b>

As per our report of even date annexed  
For Bindu Suresh Kumar & Associates  
Chartered Accountants

For and on behalf of the Trust



E.Sureshkumar  
Partner M.No: 055395

Managing Trustee

**Dr. P. MANIARASAN**  
Principal

Nehru Institute of Engg. & Technology  
T.M.Palayam, Coimbatore - 641 106

Trustee


Place : Coimbatore  
Date: 18.08.2022

**NEHRU INSTITUTE OF ENGINEERING AND TECHNOLOGY**

**STATEMENT OF RECEIPT AND PAYMENTS FOR THE YEAR ENDED 31.03.2022**

S NO	RECEIPT	AMOUNT	PAYMENTS	AMOUNT	AMOUNT
	Cash in hand	11,26,942.00			
	Cash at bank	3,22,79,565.00			
				3,34,06,507.00	
	<b>REVENUE RECEIPT</b>		<b>REVENUE PAYMENTS</b>		
	To Fees Received	8,98,76,276.00	by Purchase of goods	-	
	To other income	2,84,14,332.00	by Employee Benefits	5,79,95,639.00	
	To Interest received	4,88,939.00	by Students Welfare	2,53,44,869.00	
			by Advertisement	20,235.00	
			by maintenance charges	21,01,983.00	
			by Printing and stationery	4,86,749.00	
			by Power and fuel	15,47,912.00	
			by Application and affiliation	15,04,534.00	
			by Communication expense	7,97,190.00	
			by General Expenses	1,71,38,219.00	
			by Subscription and periodicals	1,39,981.00	
			by Interest and Bank Charges	9,808.00	10,70,87,119.00
	<b>CAPITAL RECEIPT</b>		<b>CAPITAL PAYMENTS</b>		
	To sale of fixed asset	-	by fixed assets	15,94,647.00	
	To Working Capital Loan Availed	-	by repayment of Term Loan	-	
	To Term Loan Availed	-	by repayment of WC Loan	-	
	To Refundable deposit	27,644.00	by Refundable Advance	34,87,192.00	
			by Deposits for Special purpose	-	50,81,839.00
			by Balance b/d	-	
	<b>TRUST ACCOUNT</b>		Cash in hand	9,65,144.00	
			Cash at bank	92,92,889.00	1,02,58,033.00
					<b>12,24,26,991.00</b>

As per our report of even date annexed  
For Bindu Sureshkumar and Associates



E Sureshkumar, Partner,  
Place - Coimbatore

*[Signature]*  
Managing Trustee

*[Signature]*  
Trustee

*[Signature]*  
**Dr. P. MANIARASAN**  
Principal  
Nehru Institute of Engg. & Technology  
F.M. Palayam Coimbatore - 641 107

**NEHRU INSTITUTE OF ENGINEERING AND TECHNOLOGY, COIMBATORE**  
**SCHEDULES ANNEXED TO BALANCE SHEET**

Particulars	As at	
	31.03.2022	31.03.2021
<u>Schedule - 1</u>		
<u>CAPITAL</u>		
(a) Opening Balance	45,70,91,619	44,50,11,520
Add : Excess of Income over Expenditure	(65,02,894)	1,20,80,099
<b>Total</b>	<b>45,05,88,726</b>	<b>45,70,91,619</b>
<u>Schedule - 2</u>		
<u>SUNDRY CREDITORS</u>		
(a) Bharath Gokul R	45,000	-
(b) Guidant Marketing India Pvt Ltd	36,000	-
(c) Jayaprakash	25,000	-
(d) Amba Hardwares	-	68,491
(e) Sri vari Institute of Career and Development	27,000	-
(f) Avatar Academy	42,525	-
(g) Dharani Stationeries	-	9,346
(h) Karur bus Body works	2,062	-
(i) MM auto Agency	52,000	-
(j) Rajan body works	43,956	-
(k) Lakshmi Fuels	-	2,45,637
(l) Sathya body works	7,920	-
(m) Raja Glass & Plywoods	-	11,375
(n) Sattvaq It Solutions Pvt Ltd	4,658	-
(o) Seedz Group	21,845	-
(p) Select retreding pvt ltd	10,388	-
(q) Shankar Timber Mart	-	30,066
(r) Amman Fabs & Structures	-	10,620
(s) Future Care	-	18,500
(t) GB Parvesh	-	43,498
(u) I. Mohammed Yusuf - Cafeteria Canteen	940	5,007
(v) K S Shetty & Co.,	-	5,47,086
(w) Profiles Educational Consultancy	40,500	18,500
(x) SMK Earth Moves	-	6,699
(y) Udaya BG Securities Pvt Ltd	1,19,178	1,14,079
(z) V K Publications	-	46,250
(aa) VPS Enterprises	19,789	1,69,328
(ab) Yesspee Associates	-	19,169
(ac) Zolostays Property solutions Pvt Ltd	24,49,258	-
(ad) Remani Interiors	68,992	-
<b>Total</b>	<b>30,17,011</b>	<b>13,63,651</b>

  
**Dr. P. MANIARASAN**  
Principal

Nehru Institute of Engg. & Technology  
T.M.Palayam, Coimbatore - 641 103

**NEHRU INSTITUTE OF ENGINEERING AND TECHNOLOGY, COIMBATORE**  
**SCHEDULES ANNEXED TO BALANCE SHEET**


Particulars	As at	
	31.03.2022	31.03.2021
<b>Schedule - 3</b>		
<u>OTHER LIABILITIES</u>		
(a) Salary Payable	48,61,605	43,57,907
(b) Scholarship Payable		6,87,750
(c) TDS Payable	3,63,100	1,17,000
(d) Electricity Charges Payable	1,24,152	1,34,215
(e) ESI Payable	30,978	34,906
(f) EPF Payable	1,68,583	1,75,950
(g) Retention Payable	1,63,518	1,36,097
(h) Principal A/c	2,97,431	2,97,431
(i) Expenses Payable	-	30,658
(j) Research & Development - EDII Cell/AICTE	10,34,241	15,29,363
(k) Interest Payable	-	75,046
(l) Insurance Claim Payable	-	24,401
(m) Hostel Caution Deposit	7,61,600	4,94,500
(n) Canteen Deposit	8,00,000	-
<b>Total</b>	<b>86,05,208</b>	<b>80,95,224</b>
<b>Schedule - 4</b>		
<u>FIXED ASSETS</u>		
(a) Gross Block	18,20,72,499	20,26,26,084
Less : Depreciation	1,92,07,626	2,15,51,911
<b>Total</b>	<b>16,28,64,873</b>	<b>18,10,74,173</b>
<b>Schedule - 5</b>		
<u>SUNDRY DEBTORS</u>		
(a) Fees Receivables	4,66,57,386	4,29,13,062
<b>Total</b>	<b>4,66,57,386</b>	<b>4,29,13,062</b>
<b>Schedule - 6</b>		
<u>CASH &amp; BANK BALANCES</u>		
(a) Cash in Hand	9,65,144	11,26,942
<u>In Current Account</u>		
(b) Canara Bank-4078	47,69,107	1,08,34,290
(c) Canara Bank-TM Palayam 3773	2,94,487	27,76,473
(d) Canara Bank-TM Palayam 10563	71,377	69,495
(e) Canara Bank-TM Palayam 16024	14,55,359	4,42,095
(f) Canara Bank-TM Palayam 25531	902	971
(g) Canara Bank-TM Palayam 00709-R&D Cell	1,90,552	2,14,520
(h) Canara Bank-TM Palayam 29708 DST NEW GEN	(4,351)	35,944
(i) Canara Bank-11660	5,852	-
(j) Canara Bank-12765	5,262	-
(k) Canara Bank-12778	4,908	-
<u>In Savings Account</u>		
(l) HDFC Bank- S/B A/c.No.50100382096533	24,99,434	74,72,668
<u>In Fixed Deposits Account</u>		
(m) Canara Bank-FD	-	1,04,33,109
<b>Total</b>	<b>1,02,58,033</b>	<b>3,34,06,507</b>

  
**Dr. P. MANIARASAN**  
Principal

Nehru Institute of Engg. & Technology  
T.M.Palayam, Coimbatore - 641 101

**NEHRU INSTITUTE OF ENGINEERING AND TECHNOLOGY, COIMBATORE**  
**SCHEDULE - 4 - FIXED ASSETS FOR THE YEAR ENDED 31.03.2022**

SL NO	PARTICULARS	WDV AS ON 01.04.2021	ADDITIONS		DELETION	TOTAL	RATE	DEPRECIATION		TOTAL	WDV AS ON 31.03.2022
			UP TO SEPT.	AFTER SEPT.				UP TO SEPT.	AFTER SEPT.		
1	LAND	7,61,312	-	-	-	7,61,312	-	-	-	-	7,61,312
2	BUILDING AIRCRAFT HANGER	9,78,556	-	-	-	9,78,556	10%	97,856	-	97,856	8,80,700
3	BUILDING LIBRARY BLOCK	85,82,486	-	-	-	85,82,486	10%	8,58,249	-	8,58,249	77,24,237
4	BUILDING - NIET	11,41,82,989	6,36,665	-	-	11,48,19,654	10%	1,14,81,965	-	1,14,81,965	10,33,37,689
5	AIR CONDITIONER	13,59,738	-	-	-	13,59,738	10%	1,35,974	-	1,35,974	12,23,764
6	BORE WELL	83,204	-	-	-	83,204	10%	8,320	-	8,320	74,884
7	CCTV SYSTEM	8,72,717	-	2,32,362	-	11,05,079	10%	87,272	11,618	98,890	10,06,189
8	DIGITAL CAMERA	87,924	-	-	-	87,924	10%	8,792	-	8,792	79,132
9	ELECTRIALS EQUIPMENTS	40,44,045	11,556	-	-	40,55,601	10%	4,05,560	-	4,05,560	36,50,041
10	EPABX	23,256	1,80,363	-	-	2,03,619	10%	20,362	-	20,362	1,83,257
11	FAX MACHINE	2,848	-	-	-	2,848	10%	285	-	285	2,563
12	FIRE EXTINGUISHER	67,263	-	-	-	67,263	10%	6,726	-	6,726	60,537
13	FURNITURE	1,79,34,114	-	2,88,203	-	1,82,22,317	10%	17,93,411	14,410	18,07,821	1,64,14,496
14	KITCHEN EQUIPMENTS	15,114	-	-	-	15,114	10%	1,511	-	1,511	13,603
15	LAB EQUIPMENTS	69,49,671	-	40,964	-	69,90,635	10%	6,94,967	2,048	6,97,015	62,93,620
16	LIBRARY BOOKS	41,43,980	-	1,69,948	-	43,13,928	10%	4,14,398	8,497	4,22,895	38,91,033
17	OFFICE EQUIPMENTS	57,659	-	-	-	57,659	10%	5,766	-	5,766	51,893
18	OHP	13,74,438	-	-	-	13,74,438	10%	1,37,444	-	1,37,444	12,36,994
19	SCANNER	26,906	-	-	-	26,906	10%	2,691	-	2,691	24,215
20	WATER PURIFIER	3,34,190	-	-	-	3,34,190	10%	33,419	-	33,419	3,00,771
21	XEROX MACHINE	1,01,457	-	-	-	1,01,457	10%	10,146	-	10,146	91,311

  
**Dr. P. MANI ARASAN**  
 Principal  
 Nehru Institute of Engg. & Technology  
 T.M.Palayam Coimbatore - 641 105

22	SOLAR STREET LIGHT	2,37,903.00	-	-	-	2,37,903	10%	23,790.00	-	23,790	2,14,113
23	ROAD	15,07,349.00	-	-	-	15,07,349	10%	1,50,735	-	1,50,735	13,56,614
	<b>TOTAL[A]</b>	<b>16,37,29,119</b>	<b>8,28,584</b>	<b>7,31,477</b>	<b>-</b>	<b>16,52,89,180</b>	<b>-</b>	<b>1,63,79,639</b>	<b>36,573</b>	<b>1,64,16,212</b>	<b>14,88,72,968</b>
24	AIR CRAFT	4,64,545	-	-	-	4,64,545	15%	69,682	-	69,682	3,94,863
25	COLLEGE BUS	1,07,18,208	-	-	-	1,07,18,208	15%	16,07,731	-	16,07,731	91,10,477
26	GENERATOR	11,23,412	-	-	-	11,23,412	15%	1,68,512	-	1,68,512	9,54,900
27	MACHINERY AND TOOLS	13,87,413	-	-	-	13,87,413	15%	2,08,112	-	2,08,112	11,79,301
28	MOTOR CAR	9,14,755	-	-	-	9,14,755	15%	1,37,213	-	1,37,213	7,77,542
29	PRINTER	1,31,231	-	74,930	-	2,06,161	15%	19,685	5,620	25,305	1,80,856
30	TANKER LORRY	2,89,713	-	-	-	2,89,713	15%	43,457	-	43,457	2,46,256
31	UPS	5,60,971	-	-	-	5,60,971	15%	84,146	-	84,146	4,76,825
	<b>TOTAL[B]</b>	<b>1,55,90,248</b>	<b>-</b>	<b>74,930</b>	<b>-</b>	<b>1,56,65,178</b>	<b>-</b>	<b>23,38,538</b>	<b>5,620</b>	<b>23,44,158</b>	<b>1,33,21,020</b>
32	COMPUTER	11,18,141	-	-	-	11,18,141	40%	4,47,256	-	4,47,256	6,70,885
	<b>TOTAL [C]</b>	<b>11,18,141</b>	<b>-</b>	<b>-</b>	<b>-</b>	<b>11,18,141</b>	<b>-</b>	<b>4,47,256</b>	<b>-</b>	<b>4,47,256</b>	<b>6,70,885</b>
	BUILDING WORK IN PROGRESS										
33	TEMPLE - NIET	6,36,665	-	-	-	6,36,665	-	-	-	-	0
	<b>TOTAL [D]</b>	<b>6,36,665</b>	<b>-</b>	<b>-</b>	<b>-</b>	<b>6,36,665</b>	<b>-</b>	<b>-</b>	<b>-</b>	<b>-</b>	<b>-</b>
	<b>GRAND TOTAL [A+B+C+D]</b>	<b>18,10,74,173</b>	<b>8,28,584.00</b>	<b>8,06,407.00</b>	<b>-</b>	<b>18,20,72,499</b>	<b>-</b>	<b>1,91,65,433</b>	<b>42,193.00</b>	<b>1,92,07,626</b>	<b>16,28,64,873</b>

  
**Dr. P. MANI ARASAN**  
Principal

Nehru Institute of Engg. & Technology  
r.M.Palayam, Coimbatore - 641 107

**NEHRU INSTITUTE OF ENGINEERING AND TECHNOLOGY, COIMBATORE**  
**SCHEDULES ANNEXED TO BALANCE SHEET**

Particulars	As at	
	31.03.2022	31.03.2021
<u>Schedule - 7</u>		
<u>DEPOSITS, LOANS AND ADVANCES</u>		
(a) Bharath Sanchar Nigam Limited	65,826	65,828
(b) Advance For Expenses	2,67,420	2,59,033
(c) Salary Advance	3,62,000	1,59,000
(d) Uniform - Staff	5,343	9,363
(e) Interest Receivable A/c.	-	1,60,690
(f) Mak India Limited	2,77,000	-
(g) Global Engineering Machineries Service	-	20,000
(h) Kovai Foundation (Kovai Higher Education Council)	-	13,00,000
(i) Mech Lab Equipments	-	41,000
(j) M-Total Instrumentation Solutions	-	20,000
(k) Purplebay Home Decors Pvt Ltd	44,640	44,640
(l) Subi Tek	-	10,000
(m) TDS Recevable	36,749	-
(n) sree Precitech instruments	20,768	-
(o) Collegedunia Web Pvt Ltd	1,50,000	-
(p) Girnar Soft Educational Services	5,00,000	-
(q) G Prabhu	20,00,000	-
(r) Idealistic Compliance Counsol Pvt Ltd	5,00,000	-
(s) K Senthil Kumar	6,10,000	-
(t) Piyoosh AJ	19,000	-
(u) Skolars Solutions	2,50,000	-
(v) Mech Lab equipments	41,000	-
(w) Entuple Technologies Pvt Ltd	4,07,000	-
(x) M Total Instrumentation Solutions	20,000	-
<u>Security Deposits :</u>		
(a) Electricity Deposit	3,14,096	3,14,096
(b) Gas Deposit	15,000	15,000
(c) Telephone Deposit	8,630	8,630
<b>Total</b>	<b>59,14,472</b>	<b>24,27,280</b>

  
**Dr. P. MANI ARASAN**  
Principal

Nehru Institute of Engg. & Technology  
M. Palayam, Coimbatore - 641 106



**NEHRU INSTITUTE OF ENGINEERING AND TECHNOLOGY, COIMBATORE**  
**SCHEDULES ANNEXED TO INCOME AND EXPENDITURE ACCOUNT**

Particulars	Year ended	
	31.03.2022	31.03.2021
<u>Schedule - 8</u>		
<u>EMPLOYEES BENEFITS</u>		
(a) Salary	5,60,95,982	3,58,81,415
(b) EPF Contribution	10,80,095	10,60,486
(c) ESI Contribution	2,99,523	3,30,392
(d) Gratuity	7,76,592	5,23,604
(e) Staff Welfare Expenses	2,35,850	19,094
<b>Total</b>	<b>5,84,88,042</b>	<b>3,78,14,991</b>
<u>Schedule - 9</u>		
<u>STUDENTS WELFARE</u>		
(a) Awards & Prizes	3,49,716	-
(b) Celebration Expenses	5,07,219	1,69,809
(c) Seminar / Workshop Expenses	62,264	12,576
(d) Students Transportation	51,06,998	14,62,513
(e) Nehru Vigyan Scholarship	1,04,74,050	40,78,500
(f) Insurance	-	1,08,330
(g) Student Welfare	19,68,131	-
(h) Hostel Maintenance	68,12,141	2,28,820
<b>Total</b>	<b>2,52,80,519</b>	<b>60,60,548</b>
<u>Schedule - 10</u>		
<u>POWER AND FUEL</u>		
(a) Electricity Charges	9,15,003	11,28,478
(b) Generator Expenses	6,22,846	2,05,595
<b>Total</b>	<b>15,37,849</b>	<b>13,34,073</b>
<u>Schedule - 11</u>		
<u>REPAIRS &amp; MAINTENANCE</u>		
(a) AMC Charges	2,44,656	-
(b) House Keeping	6,71,185	11,74,190
(c) Computer Maintenance	84,171	4,590
(d) Building Maintenance	-	3,73,846
(e) Garden Maintenance	4,31,099	3,63,002
(f) Generator Maintenance	14,553	9,217
(g) Other Repairs & Maintenance	6,04,760	14,59,656
(h) Vehicle Maintenance	16,22,851	37,992
(i) Electrical Maintenance	8,06,275	-
<b>Total</b>	<b>44,79,550</b>	<b>34,22,493</b>

**Dr. P. MANIARASAN**  
Principal

Nehru Institute of Engg. & Technology  
M. Palayam, Coimbatore - 641 105

**NEHRU INSTITUTE OF ENGINEERING AND TECHNOLOGY, COIMBATORE**  
**SCHEDULES ANNEXED TO INCOME AND EXPENDITURE ACCOUNT**

Particulars	Year ended	
	31.03.2022	31.03.2021
<u>Schedule - 12</u>		
<u>COMMUNICATION EXPENSES</u>		
(a) Postage & Telephone	10,004	4,315
(b) Internet Expenses	7,87,186	6,83,207
<b>Total</b>	<b>7,97,190</b>	<b>6,87,522</b>
<u>Schedule - 13</u>		
<u>GENERAL EXPENSES</u>		
(a) Office and Other Expenses	1,72,606	2,95,279
(b) Insurance Paid	-	6,82,559
(c) Lab Consumables	1,46,538	75,375
(d) Travelling Expenses	1,69,383	1,11,855
(e) Membership Fee	1,75,004	5,000
(f) Security Charges	14,18,774	15,05,621
(g) Accreditation Expenses	2,74,425	-
(h) Admission Expenses	1,47,19,537	69,39,965
(i) Charity	1,50,000	-
(j) Freight Charges	7,300	-
<b>Total</b>	<b>1,72,33,567</b>	<b>96,15,654</b>
<u>Schedule - 14</u>		
<u>INTEREST AND BANK CHARGES</u>		
(a) Bank Charges	9,808	15,669
<b>Total</b>	<b>9,808</b>	<b>15,669</b>

  
**Dr. P. MANI ARASAN**  
Principal

Nehru Institute of Engg. & Technology  
M. Palayam, Coimbatore - 641 104