



NEHRU INSTITUTE OF ENGINEERING & TECHNOLOGY

(Autonomous)

An ISO 9001:2015 & 14001:2015 Certified Institution, Affiliated to Anna University, Chennai

Approved by AICTE, New Delhi, Recognized by UGC with 2(f) & 12(B)

Re-accredited by NAAC "A+", NBA Accredited (UG Courses: AERO & CSE)

Nehru Gardens, Thirumalayampalayam, Coimbatore – 641 105



4.4.1 Infrastructure (physical and academic support facilities) excluding salary component during 2023-2024 (INR in Lakhs)

INDEX


S.No	Description	Page Number
1.	Audited Statement for expenditure on maintenance of Physical facilities and Academic facilities excluding Salary component.	1
2.	Audited Income /Expenditure Statement 2023-2024	2

NEHRU INSTITUTE OF ENGINEERING AND TECHNOLOGY, COIMBATORE
BALANCE SHEET

Particulars	Schedule	As at	
		31.03.2024	31.03.2023
1 SOURCE OF FUNDS			
[1] CAPITAL	1	49,62,95,301	45,65,31,897
[2] CURRENT LIABILITIES			
(a) Sundry Creditors	2	81,11,264	52,12,825
(b) Other Liabilities	3	1,31,06,117	1,13,07,862
		2,12,17,381	1,65,20,687
Total		51,75,12,682	47,30,52,584
2 APPLICATION OF FUNDS			
[1] FIXED ASSETS	4	18,51,80,545	15,84,77,015
[2] TRUST ACCOUNT		26,02,35,169	24,65,91,563
[3] CURRENT ASSETS			
(a) Sundry Debtors	5	3,67,39,853	4,47,54,555
(b) Cash & Bank Balances	6	3,10,53,100	2,11,55,693
(c) Deposits, Loans and Advances	7	43,04,015	20,73,757
		7,20,96,968	6,79,84,005
Total		51,75,12,682	47,30,52,584

As per our report of even date annexed
For Bindu Suresh Kumar & Associates
Chartered Accountants

For and on behalf of the Trust



E. Sureshkumar
Partner M.No: 055395

A. H. ested

Managing Trustee

P. Mani Arasan
Dr. P. MANI ARASAN

Principal
Nehru Institute of Engg. & Technology
T.M. Palayam, Coimbatore - 641 105.

Trustee


Place : Coimbatore
Date: 09.09.2024

NEHRU INSTITUTE OF ENGINEERING AND TECHNOLOGY, COIMBATORE
INCOME & EXPENDITURE ACCOUNT

Particulars	Schedule	Year Ended	
		31.03.2024	31.03.2023
INCOME			
(a) Fees Received		16,89,80,636	13,97,70,956
(b) Other Income	8	7,21,69,083	5,62,55,381
(c) Interest Received		11,22,051	3,83,196
A Total Income (a to c)		24,22,71,770	19,64,09,533
EXPENSES			
(a) Employees Benefits	9	9,07,02,238	7,14,23,055
(b) Students Welfare	10	5,08,89,529	5,55,03,177
(c) Advertisement		4,47,411	22,950
(d) Repairs & Maintenance	11	1,37,69,980	1,34,15,724
(e) Printing and Stationery		33,29,216	18,20,105
(f) Power and Fuel	12	58,92,761	34,66,439
(g) Application and Affiliation Fees		35,78,900	26,46,715
(h) Communication Expenses	13	9,25,128	6,29,823
(i) Subscription and Periodicals		2,87,218	9,10,333
(j) General Expenses	14	1,50,11,622	2,23,97,803
(k) Interest and Bank Charges	15	23,126	45,448
(l) Depreciation		1,76,51,237	1,81,84,789
B Total Expenditure (a to l)		20,25,08,366	19,04,66,361
EXCESS OF (EXPENDITURE OVER INCOME)/INCOME OVER EXPENDITURE (A-B)		3,97,63,404	59,43,171

As per our report of even date annexed
For Bindu Suresh Kumar & Associates
Chartered Accountants

For and on behalf of the Trust



E. Sureshkumar
Partner M.No: 055395

Managing Trustee

Attested

P. Mani Arasan
Dr. P. MANIARASAN
Principal
Nehru Institute of Engg. & Technology
T.M. Palayam, Coimbatore - 641 105.

Trustee

Place : Coimbatore
Date: 09.09.2024

NEHRU INSTITUTE OF ENGINEERING AND TECHNOLOGY

STATEMENT OF RECEIPTS AND PAYMENTS FOR THE YEAR ENDED 31.03.2024

SL NO	PARTICULARS	31.3.2024	31.3.2023
1	RECEIPTS		
[1]	REVENUE RECEIPTS		
(a)	Fees Received	24,82,75,950	14,16,73,787
(b)	Other income	8,88,471	5,62,55,381
(c)	Interest received	11,22,051	3,83,196
	TOTAL	25,02,86,472	19,83,12,364
[2]	CAPITAL RECEIPTS		
(a)	Refundable Liability	9,33,683	17,11,749
(b)	Term Loan Availed	-	-
	TOTAL	9,33,683	17,11,749
	Total Receipts (1+2)	25,12,20,155	20,00,24,113
2	PAYMENTS		
[1]	REVENUE PAYMENTS		
(a)	Employee Benfits	8,98,82,987	7,05,34,791
(b)	Students Welfare	4,83,51,387	5,46,45,712
(c)	Advertisement	4,47,411	22,950
(d)	Maintanance charges	1,45,23,055	1,26,57,424
(e)	Printing and stationery	32,87,072	13,72,567
(f)	Power and fuel	58,47,440	33,63,798
(g)	Application and affiliation	35,78,900	26,46,715
(h)	Communication expense	9,25,128	6,29,823
(i)	General Expenses	1,46,99,667	2,25,20,343
(j)	Subscription and periodicals	2,87,218	9,10,333
(k)	Interest and Bank Charges	23,126	45,448
	TOTAL	18,18,53,391	16,93,49,904
[2]	CAPITAL PAYMENTS		
(a)	Fixed assets	4,35,95,493	1,35,41,881
(b)	Refundable Advance	22,30,258	-38,40,715
(c)	Repayment of loan	-	-
	TOTAL	4,58,25,751	97,01,166
	TRUST ACCOUNT	1,36,43,606	1,00,75,383
	Total Payments (1+2)	24,13,22,748	18,91,26,453
	NET CASH INFLOW/(OUTFLOW)	98,97,407	1,08,97,660

Attested


Dr. P. MANIARASAN
Principal
Nehru Institute of Engg. & Technology
T.M.Palayam, Coimbatore - 641 105.

NEHRU INSTITUTE OF ENGINEERING AND TECHNOLOGY
STATEMENT OF RECIEPTS AND PAYMENTS FOR THE YEAR ENDED 31.03.2024


ADD: OPENING BALANCE			
(a)	Cash in hand	10,94,044	9,65,144
(b)	Cash at bank	2,00,61,649	92,92,889
(c)	Earmarked Account	-	-
TOTAL		2,11,55,693	1,02,58,033
CLOSING BALANCE			
(a)	Cash in hand	7,52,460	10,94,044
(b)	Cash at bank	3,03,00,640	2,00,61,649
(c)	Earmarked Account	-	-
TOTAL		3,10,53,100	2,11,55,693

As per our report of even date annexed
 For Bindu Suresh Kumar & Associates
 Chartered Accountants

For and on behalf of the Trust



 E. Sureshkumar
 Partner M.No:055395




 Managing Trustee

Place: Coimbatore
 Date : 09.09.2024

Attested 
 Trustee


Dr. P. MANI ARASAN
 Principal
 Nehru Institute of Engg. & Technology
 T.M.Palayam, Coimbatore - 641 105.

NEHRU INSTITUTE OF ENGINEERING AND TECHNOLOGY, COIMBATORE
SCHEDULES ANNEXED TO BALANCE SHEET

Particulars		As at	
		31.03.2024	31.03.2023
<u>Schedule - 1</u>			
<u>CAPITAL</u>			
(a)	Opening Balance	45,65,31,897	45,05,88,726
	Add : Excess of Income over Expenditure	3,97,63,404	59,43,171
	Total	49,62,95,301	45,65,31,897
<u>Schedule - 2</u>			
<u>SUNDRY CREDITORS</u>			
(a)	Eagle Industries	1,60,583	-
(b)	Sonika & Company	1,66,834	-
(c)	Piyooosh AJ	3,39,300	-
(d)	Amba Hardwares	3,35,509	56,420
(e)	Sri Vinayaga Samayal Pathirakadai - M Kadhivel	11,400	-
(f)	Dharani Stationeries	11,741	-
(g)	Karur bus Body works	-	22,896
(h)	Focus Print Forms	25,536	-
(i)	Speed Xerox	25,482	-
(j)	V P Enterprises	25,965	-
(k)	Kanini Technologies	35,400	-
(l)	S A Pragatheesh	19,000	-
(m)	Select retreading pvt ltd	48,289	11,466
(n)	Shankar Timber Mart	6,86,907	54,379
(o)	Shakthi Power System	19,050	-
(p)	Sree Vaari Tyres	38,465	-
(q)	Udaya BG Securities Pvt Ltd	1,31,393	1,25,139
(r)	VPS Enterprises	4,20,747	4,67,327
(s)	Zolostays Property solutions Pvt Ltd	9,82,496	17,29,777
(t)	Remani Interiors	58,996	-
(u)	All care Builders and traders Pvt Ltd	-	93,601
(v)	Visanthi and Co	-	1,07,070
(w)	A Bavithra	1,47,686	2,63,506
(x)	Devi singh Meena	-	45,643
(y)	J Jason Kevin	1,87,018	95,456
(z)	Paras Ceramics	37,063	1,08,313
(aa)	P Sarida Padmini	4,04,889	1,71,605
(ab)	Rithik Agencies	12,915	15,280
(ac)	RR Electricals	2,041	12,048
(ad)	Silicon Systems	-	1,49,423
(ae)	SK Enterprises	-	50,552
(af)	SS Upvc Windows and Doors	2,30,968	1,38,186
(ag)	Win Decorators	-	4,40,341
(ah)	Delite Catering Service	17,87,942	91,342
(ai)	Iguru Apparel	-	3,61,878

Attested

Dr. P. MANI ARASAN
Principal
Nehru Institute of Engg & Technology
T.M.Palayam, Coimbatore - 641 105.

NEHRU INSTITUTE OF ENGINEERING AND TECHNOLOGY, COIMBATORE
SCHEDULES ANNEXED TO BALANCE SHEET

Particulars		As at	
		31.03.2024	31.03.2023
(aj)	Micro Imagee	32,034	74,587
(ak)	Mirra Petro Products	1,11,230	86,390
(al)	Raja Auto Parts	58,920	10,066
(am)	M Sathish kumar-Spicy Village	6,19,867	3,85,134
(an)	B Selvaganesh	-	45,000
(ao)	Techno Cold	11,979	-
(ap)	Coimbatore Auto Stores	18,485	-
(aq)	D R K Stickers	6,833	-
(ar)	Gents Tailoring House	1,20,901	-
(as)	Iguru	3,63,607	-
(at)	I. Mohammed Yusuf - Cafeteria Canteen	14,480	-
(au)	Lakshmi Fuels	3,22,425	-
(av)	Micro Imagee	-	-
(aw)	NKA Wahab & Co	14,360	-
(ax)	OMR Technologies	62,528	-
	Total	81,11,264	52,12,825
Schedule - 3			
	<u>OTHER LIABILITIES</u>		
	<u>Expenses Payable</u>		
(a)	Salary Payable	64,81,281	56,89,970
(b)	EPF Payable	2,62,349	2,23,088
(c)	ESI Payable	25,051	36,372
(d)	TDS Payable	4,00,000	3,40,750
(e)	Electricity Charges Payable	2,72,114	2,26,793
(f)	Scholarship Payable	7,96,250	9,60,000
	<u>Other Refundable Liability</u>		
(a)	Retention Payable	13,87,310	4,04,708
(b)	Principal A/c	1,10,281	2,97,431
(c)	Research & Development - EDII Cell/AICTE	12,88,650	12,88,650
(d)	Hostel Caution Deposit	12,55,650	10,10,100
(e)	Canteen Deposit	8,00,000	8,00,000
(f)	Booking Fees	-	30,000
(g)	Interest Payable	27,181	-
	Total	1,31,06,117	1,13,07,862
Schedule - 4			
	<u>FIXED ASSETS</u>		
(a)	Gross Block	20,28,31,782	17,66,61,804
	Less : Depreciation	1,76,51,237	1,81,84,789
	Total	18,51,80,545	15,84,77,015
Schedule - 5			
	<u>SUNDRY DEBTORS</u>		
(a)	Fees Receivables	3,67,39,853	4,47,54,555
	Total	3,67,39,853	4,47,54,555

A. Hestad
P. M. [Signature]

Nehru Institute of Engineering & Technology
T.M. Palayam, Coimbatore - 641 105.

NEHRU INSTITUTE OF ENGINEERING AND TECHNOLOGY, COIMBATORE
SCHEDULE - 4 - FIXED ASSETS FOR THE YEAR ENDED 31.03.2024

SL NO	PARTICULARS	WDV AS ON 01.04.2023	ADDITIONS		DELETION	TOTAL	RATE	DEPRECIATION		TOTAL	WDV AS ON 31.03.2024
			UP TO 3RD OCT	AFTER 3RD OCT				UP TO 3RD OCT	AFTER 3RD OCT		
1	LAND	7,61,312	-	-	-	7,61,312	-	-	-	-	7,61,312
2	BUILDING AIRCRAFT HANGER	7,92,630	-	-	-	7,92,630	10%	79,263	-	79,263	7,13,367
3	BUILDING LIBRARY BLOCK	69,51,813	-	-	-	69,51,813	10%	6,95,181	-	6,95,181	62,56,632
4	BUILDING - NIET	9,64,30,044	-	-	-	9,64,30,044	10%	96,43,004	-	96,43,004	8,67,87,040
5	AIR CONDITIONER	15,36,934	6,82,313	53,000	-	22,72,247	10%	2,21,925	2,650	2,24,575	20,47,672
6	BORE WELL	67,396	-	-	-	67,396	10%	6,740	-	6,740	60,656
7	CCTV SYSTEM	12,70,473	2,67,562	-	-	15,38,035	10%	1,53,804	-	1,53,804	13,84,231
8	DIGITAL CAMERA	71,219	-	-	-	71,219	10%	7,122	-	7,122	64,097
9	ELECTRIALS EQUIPMENTS	38,30,871	20,418	4,61,941	-	43,13,230	10%	3,85,129	23,097	4,08,226	39,05,004
10	EPABX	1,64,931	46,279	-	-	2,11,210	10%	21,121	-	21,121	1,90,089
11	FAX MACHINE	2,307	-	-	-	2,307	10%	2,307	-	2,307	0
12	FIRE EXTINGUISHER	54,483	-	-	-	54,483	10%	5,448	-	5,448	49,035
13	FURNITURE	1,60,63,656	2,19,480	24,92,298	-	1,87,75,434	10%	16,28,314	1,24,615	17,52,929	1,70,22,505
14	KITCHEN EQUIPMENTS	35,537	-	-	-	35,537	10%	3,554	-	3,554	31,983
15	LAB EQUIPMENTS	70,09,044	1,04,194	6,75,538	-	77,88,776	10%	7,11,324	33,777	7,45,101	70,43,675
16	LIBRARY BOOKS	45,49,243	2,42,078	2,29,763	-	50,21,084	10%	4,79,132	11,488	4,90,620	45,30,464
17	OFFICE EQUIPMENTS	16,704	-	13,570	-	60,274	10%	4,670	679	5,349	54,925
18	OHP	11,13,295	-	-	-	11,13,295	10%	1,11,330	-	1,11,330	10,01,965
19	SCANNER	21,793	-	-	-	21,793	10%	2,179	-	2,179	19,614
20	WATER PURIFIER	5,39,617	2,06,619	62,304	-	5,39,617	10%	47,731	3,115	50,846	4,88,771
21	XEROX MACHINE	82,180	-	-	-	82,180	10%	8,218	-	8,218	73,962

Attested
P.M.M.
Dr. P. M. M. Technology

Neeru Institute of Engineering and Technology, Coimbatore - 641 004

22	SOLAR STREET LIGHT	1,92,702.00	-	-	-	1,92,702	10%	19,270.00	-	19,270	1,73,432
23	ROAD	12,20,953.00	-	-	-	12,20,953	10%	1,22,095	-	1,22,095	10,98,858
24	SPORTS ITEMS	1,09,489	1,58,430	-	-	2,67,919	10%	10,949	7,922	18,871	2,49,048
25	TELEVISION	60,300	45,000	-	-	1,05,300	10%	10,530	-	10,530	94,770
	TOTAL [A]	14,27,10,003	18,33,943	41,46,844	0	14,86,90,790		1,43,80,340	2,07,343	1,45,87,683	13,41,03,107
26	AIR CRAFT	3,35,634	-	-	-	3,35,634	15%	50,345	-	50,345	2,85,289
27	COLLEGE BUS	70,58,629	-	-	-	70,58,629	15%	10,58,794	-	10,58,794	59,99,835
28	GENERATOR	8,11,665	-	-	-	8,11,665	15%	1,21,750	-	1,21,750	6,89,915
29	MACHINERY AND TOOLS	10,02,406	-	-	-	10,02,406	15%	1,50,361	-	1,50,361	8,52,045
30	MOTOR CAR	3,66,387	-	-	-	3,66,387	15%	54,958	-	54,958	3,11,429
31	PRINTER	1,53,728	-	-	-	1,53,728	15%	23,059	-	23,059	1,30,669
32	TANKER LORRY	2,09,318	-	-	-	2,09,318	15%	31,398	-	31,398	1,77,920
33	RO PLANT	-	3,54,320	-	-	3,54,320	15%	53,148	-	53,148	3,01,172
34	UPS	4,05,301	-	-	-	4,05,301	15%	60,795	-	60,795	3,44,506
	TOTAL [B]	1,03,43,068	3,54,320	-	-	1,06,97,388		16,04,608	-	16,04,608	90,92,780
35	COMPUTER	21,93,787	8,28,499	10,00,000	-	40,22,286	40%	12,08,914	2,00,000	14,08,914	26,13,372
36	AUTOMATION SOFTWARE	-	-	2,50,160	-	2,50,160	40%	0	50,032	50,032	2,00,128
	TOTAL [C]	21,93,787	8,28,499	12,50,160	-	42,72,446		12,08,914	2,50,032	14,58,946	28,13,500
37	BUILDING WORK IN PROGRESS	32,30,157	1,43,29,620	1,67,67,921	-	3,43,27,698	-	-	-	-	3,43,27,698
38	BUILDING - AERO LAB	-	8,07,150	40,36,310	-	48,43,460	-	-	-	-	48,43,460
	TOTAL [D]	32,30,157	1,51,36,770	2,08,04,231	-	3,91,71,158		-	-	-	3,91,71,158
	GRAND TOTAL [A+B+C+D]	15,84,77,015	1,81,53,532	2,62,01,235	-	20,28,31,782		1,71,93,862	4,57,375.0	1,76,51,237	18,51,80,545

Attested

P. DR. P. MANIKAVELU
Principal

Nehru Institute of Engg. & Technology
Coimbatore - 641 105.

NEHRU INSTITUTE OF ENGINEERING AND TECHNOLOGY, COIMBATORE
SCHEDULES ANNEXED TO BALANCE SHEET

Particulars		As at	
		31.03.2024	31.03.2023
Schedule - 6			
<u>CASH & BANK BALANCES</u>			
(a)	Cash in Hand	7,52,460	10,94,044
	<u>Bank Account</u>		
	<u>In Savings Account</u>		
(b)	HDFC Bank- S/B A/c.No.50100382096533	28,63,132	49,63,050
(c)	City Union Bank	1,54,04,313	28,02,149
	<u>In Current Account</u>		
(d)	Canara Bank-4078	49,32,056	46,45,027
(e)	Canara Bank-TM Palayam 3773	2,174	87,693
(f)	Canara Bank-TM Palayam 10563	75,662	73,507
(g)	Canara Bank-TM Palayam 16024	16,09,761	17,54,167
(h)	Canara Bank-TM Palayam 25531	645	626
(i)	Canara Bank-TM Palayam 00709-R&D Cell	1,38,478	55,223
(j)	Canara Bank-TM Palayam 29708 DST NEW GEN	6,527	4,25,595
(k)	Canara Bank-11660	1,23,671	1,40,664
(l)	Canara Bank-12765	1,17,393	1,02,594
(m)	Canara Bank-12778	5,896	258
	<u>In Fixed Deposits Account</u>		
(n)	HDFC-FD	50,20,932	50,11,096
	Total	3,10,53,100	2,11,55,693
Schedule - 7			
<u>DEPOSITS, LOANS AND ADVANCES</u>			
(a)	Bharath Sanchar Nigam Limited	65,826	65,826
(b)	Advance For Expenses	3,72,333	2,73,661
(c)	Salary Advance	3,68,000	5,46,500
(d)	Uniform - Staff	1,38,079	-
(e)	Dura Rock Products Pvt Ltd	870	-
(f)	Mr Tilak Mounasami - Construction Services	9,00,000	-
(g)	Visanthi & Co	5,09,356	-
(h)	Girnar Soft Educational Services	2,50,000	2,50,000
(i)	New Tech Enterprises	70,000	-
(j)	Adroit Technologies Innovative Solutions Pvt Ltd	7,93,000	-
(k)	AutoLib Software Systems	44,000	-
(l)	Brit Envirotech	-	616
(m)	Fathima Tyres	-	1,81,500
(n)	Sri Rajendra Engineering Works	-	76,000
(o)	RK Transport Works	-	10,000
(p)	Research and Development	1,70,067	98,168
(q)	Rent Receivable	50,998	-
	<u>Security Deposits :</u>		
(a)	Electricity Deposit	5,47,856	5,47,856
(b)	Gas Deposit	15,000	15,000
(c)	Telephone Deposit	8,630	8,630
	Total	43,04,015	20,73,757

D. Mani
Dr. P. MANIARASAN
Principal
Nehru Institute of Engg & Technology
T.M. Palayam, Coimbatore - 641 105.

NEHRU INSTITUTE OF ENGINEERING AND TECHNOLOGY, COIMBATORE
SCHEDULES ANNEXED TO INCOME AND EXPENDITURE ACCOUNT

Particulars		Year ended	
		31.03.2024	31.03.2023
Schedule - 8			
<u>OTHER INCOME</u>			
(a)	Hostel Fees	5,26,08,800	4,54,65,900
(b)	Bus Fees	1,58,23,311	1,02,87,081
(c)	Miscellaneous Income	28,48,501	5,02,400
(d)	Rent	8,52,221	-
(e)	Technical Services	36,250	-
	Total	7,21,69,083	5,62,55,381
Schedule - 9			
<u>EMPLOYEES BENEFITS</u>			
(a)	Salary	8,62,46,730	6,83,94,677
(b)	EPF	14,42,498	12,28,408
(c)	ESI	2,84,531	3,23,645
(d)	Gratuity	14,53,008	4,17,669
(e)	Staff Welfare Expenses	12,75,471	10,58,656
	Total	9,07,02,238	7,14,23,055
Schedule - 10			
<u>STUDENTS WELFARE</u>			
(a)	Awards & Prizes	-	1,23,384
(b)	Celebration Expenses	6,92,166	7,29,003
(c)	Seminar / Workshop Expenses	6,28,169	3,75,640
(d)	Students Transportation	84,99,227	1,16,66,452
(e)	Nehru Vigyan Scholarship	55,81,400	98,12,650
(f)	Hostel Expenses	3,11,54,200	2,73,72,055
(g)	Student Welfare	35,20,589	48,81,230
(h)	Sports Expenses	4,03,025	2,84,588
(i)	Student Insurance	3,34,400	2,58,175
(j)	Placement Expenses	76,353	-
	Total	5,08,89,529	5,55,03,177
Schedule - 11			
<u>REPAIRS & MAINTENANCE</u>			
(a)	AMC Charges	3,64,643	3,26,880
(b)	House Keeping	34,37,614	21,73,357
(c)	Computer Maintenance	1,44,384	61,595
(d)	Building Maintenance	24,10,633	20,34,132
(e)	Garden Maintenance	9,67,927	8,75,129
(f)	Generator Maintenance	92,703	2,45,556
(g)	Other Maintenance	22,93,188	12,37,071
(h)	Vehicle Maintenance	33,94,928	48,99,636
(i)	Electrical Maintenance	6,63,960	15,62,368
	Total	1,37,69,980	1,34,15,724

Attended

Dr. P. MANIARASAN
Principal

Nehru Institute of Engg. & Technology
T.M. Palayam, Coimbatore - 641 105.

NEHRU INSTITUTE OF ENGINEERING AND TECHNOLOGY, COIMBATORE
SCHEDULES ANNEXED TO INCOME AND EXPENDITURE ACCOUNT

Particulars		Year ended	
		31.03.2024	31.03.2023
Schedule - 12			
POWER AND FUEL			
(a)	Electricity Charges	40,48,548	15,80,981
(b)	Generator Expenses	18,44,213	18,85,458
	Total	58,92,761	34,66,439
Schedule - 13			
COMMUNICATION EXPENSES			
(a)	Postage & Telephone	1,33,968	23,589
(b)	Internet Expenses	7,91,160	6,06,234
	Total	9,25,128	6,29,823
Schedule - 14			
GENERAL EXPENSES			
(a)	Office and Other Expenses	3,74,235	6,45,113
(b)	Travelling Expenses	2,34,662	84,238
(c)	Security Charges	15,64,226	14,92,305
(d)	Consultancy Charges (ISO Expenses)	27,500	4,50,000
(e)	Charity Expenses	-	12,897
(f)	Insurance	13,27,909	2,70,983
(g)	Lab Consumables	1,36,728	2,87,914
(h)	Membership Fee	1,98,000	71,868
(i)	Admission Expenses	1,00,26,158	1,82,25,272
(j)	Accreditation Expenses	-	8,50,239
(k)	Freight Charges	-	6,974
(l)	Academic Expenses	5,60,896	-
(m)	Inspection Expenses	5,61,308	-
	Total	1,50,11,622	2,23,97,803
Schedule - 15			
INTEREST AND BANK CHARGES			
(a)	Bank Charges	23,126	6,083
(b)	Interest paid	-	39,365
	Total	23,126	45,448

Attested

P. Mani Arasan
Dr. P. MANIARASAN

Principal
Nehru Institute of Engg. & Technology
T.M.Palayam, Coimbatore - 641 105.